

AMERICAN MOTORS PARTS CATALOG


GROUP 1 ENGINE

DESCRIPTION	GROUP AND FIGURE NO.	GROUP NO.
ADAPTER, Oil Filter Mounting	1-32	1.208
ARM, Valve Rocker	1-18, 1-19, 0-12, 0-13	1.097
BEARING, Connecting Rod	1-24, 1-25	1.138
BEARING SET, Camshaft	1-7, 1-9	1.041
BEARING SET, Main	1-7, 1-8	1.023
BLOCK ASSEMBLY, Engine Cylinder	1-7, 1-8, 0-11, 0-13	1.020
BLOCK, Valve Rocker Arm Shaft	1-18, 1-19	1.101
BODY, Engine Oil Pump	1-27, 1-28	1.155
BOLT, Connecting Rod	1-24, 1-25	1.141
BOLT, Cylinder Head	1-12, 1-13, 1-14, 1-19	1.063
BRACE, Engine Front Support	1-3	1.004
BRACE, Engine Rear Support	1-6	1.010
BRACKET, Engine Front Support	1-4	1.004
BRACKET, Oil Filter Mounting	1-30, 1-31	1.208
BUSHING, Crankshaft Pilot	1-11	1.043
CAMSHAFT	1-7, 1-9, 0-11, 0-12, 0-13	1.040
CAP, Oil Filler	1-7, 1-21, 0-11, 0-12	1.022
CHAIN, Timing	1-22, 1-23	1.130
CONNECTION, Oil Filter Tube And Hose	1-30, 1-31, 1-32	1.204
COVER, Cylinder Head	1-12, 1-13, 0-12, 0-13	1.068
COVER, Engine Oil Pump	1-27, 1-28	1.164
COVER, Intake Manifold	1-14, 1-15	1.066
COVER, Oil By Pass	1-29	1.184
COVER, Timing Case	1-2, 1-22, 1-23, 2-2	1.120
COVER, Valve Tappet	1-20, 1-21, 0-11	1.108
CRANKSHAFT	1-7, 1-10, 1-11, 0-11, 0-12, 0-13	1.042
CROSSMEMBER, Engine Front Support	1-3, 1-4	1.004
CROSSMEMBER, Engine Rear Support	1-5, 1-6	1.010
CUSHION, Engine Front Support	1-2, 1-3, 1-4	1.009
CUSHION, Engine Rear Support	1-5, 1-6	1.013
CUSHION, Vibration Damper	1-10, 1-11	1.049
DAMPER ASSEMBLY, Crankshaft Vibration	1-7, 1-10, 1-11	1.045
DEFLECTOR, Timing Chain Oil	1-22	1.131
DRAIN COCK, Cylinder Block	1-8, 0-13	1.038
ELEMENT, Oil Filter	1-30, 1-31, 1-32	1.206
ENGINE	0-11, 0-12, 0-13	1.001
ENGINE, Short	1-1	1.002
FLYWHEEL, Crankshaft	1-10, 1-11, 5-1	1.056
GASKET, Cylinder Head	1-12, 1-13	1.061
GASKET, Cylinder Head Cover	1-12, 1-13	1.072
GASKET, Engine Oil Pan	1-26	1.152
GASKET, Engine Oil Pump Cover	1-27, 1-28	1.165
GASKET, Engine Oil Pump Release Valve Spring Cap	1.178
GASKET, Timing Case Cover	1-22, 1-23, 2-2	1.121
GASKET, Valve Tappet Cover	1-20, 1-21	1.110
GASKET SET, Engine	1.060
GAUGE, Bearing	1.031
GAUGE, Oil Level	1-8	1.187
GEAR, Engine Oil Pump Drive	1-27	1.162
GEAR, Engine Oil Pump Drive (In Pump)	1-27, 1-28	1.159
GEAR, Engine Oil Pump Idler	1-27, 1-28	1.157
GUIDE, Exhaust Valve Stem	1-17	1.081
GUIDE, Intake Valve Stem	1-17, 0-11, 0-13	1.080
HEAD, Cylinder	1-12, 1-13, 0-11, 0-13	1.059

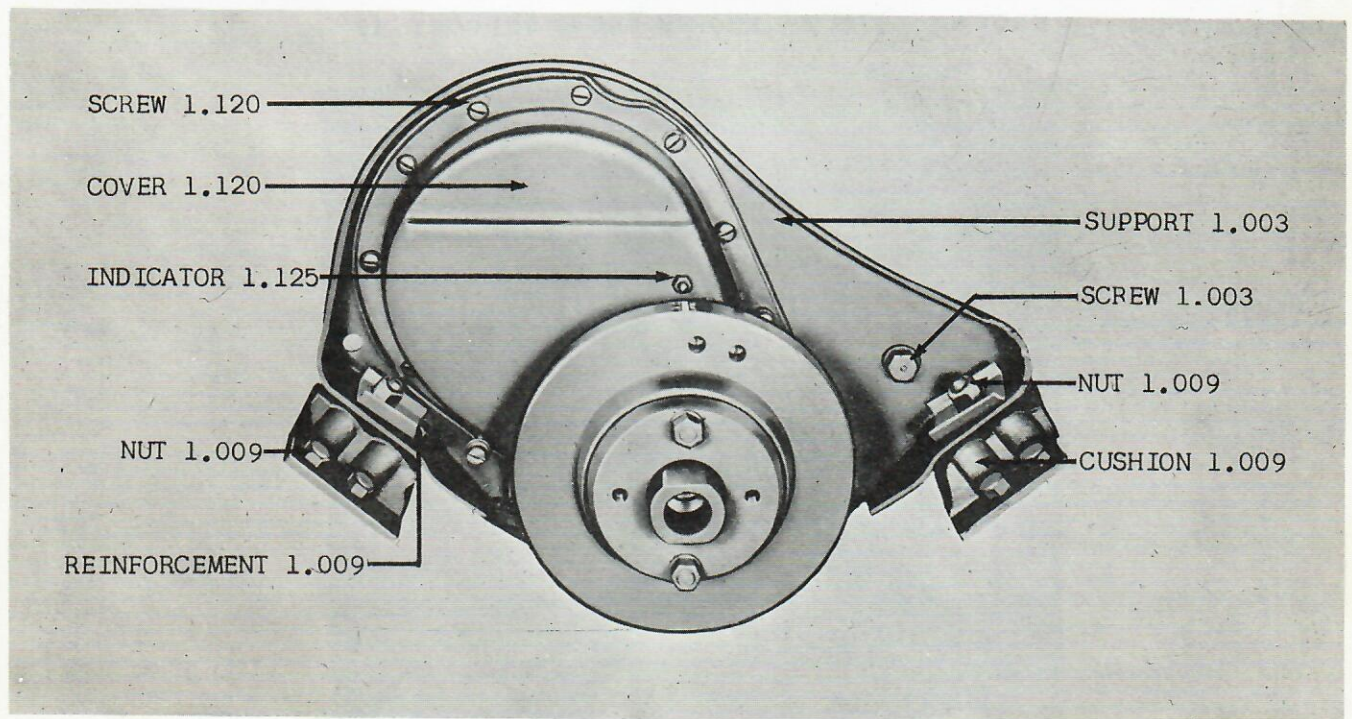
AMERICAN MOTORS PARTS CATALOG

DESCRIPTION	GROUP AND FIGURE NO.	GROUP NO.
HOSE, Oil Filter	1-31	1.198
HUB, Vibration Damper	1-10, 1-11	1.047
INDICATOR, Engine Dead Center	1-2, 1-22, 1-23	1.125
LOCK, Valve Spring Retainer	1-16, 1-17	1.085
MANIFOLD, Exhaust	1-14, 1-15, 0-12, 0-13	1.067
MANIFOLD, Intake	1-15, 0-12, 0-13	1.067
PAN, Engine Oil	1-26, 0-11, 0-12, 0-13	1.151
PAN, Flywheel Mud	1-10, 1-11	1.058
PIN SET, Piston	1-24, 1-25	1.149
PIPE, Oil Filler	1-7, 0-11, 0-12	1.022
PISTON	1-24, 1-25, 0-11, 0-12, 0-13	1.143
PLATE, Vibration Damper	1-10, 1-11	1.050
PLUG, Cylinder Block Opening	1-8	1.038
PLUG, Oil Channel	1.185
PLUNGER KIT, Engine Oil Pump Release Valve	1-28	1.176
PULLEY, Vibration Damper	1-10, 1-11	1.046
PUMP, Engine Oil	1-27, 1-28, 0-11, 0-12	1.154
RETAINER, Timing Case Cover Oil Seal	1-22, 1-23	1.123
RETAINER, Valve Spring	1-16, 1-17	1.084
RING GEAR, Crankshaft Flywheel	1-10, 1-11, 5-1	1.056
RING SET, Piston	1-24, 1-25	1.146
ROD, Connecting	1-24, 1-25, 0-11, 0-12, 0-13	1.136
ROD, Valve Push	1-18, 1-19, 0-12, 0-13	1.095
SCREEN, Engine Oil Pump	1-28	1.168
SCREW, Cylinder Head	1-12, 1-13, 1-14	1.063
SCREW, Cylinder Head Cover	1-12, 1-13	1.071
SCREW, Main Bearing Cap	1-7, 1-8	1.034
SCREW, Valve Rocker Arm Adjusting	1-18, 1-19, 0-12	1.103
SCREW, Vibration Damper To Crankshaft	1-7, 1-10, 1-11	1.052
SEAL, Rear Main Bearing Cap Oil	1-7, 1-8	1.032
SEAL, Timing Case Cover Oil	1-22, 1-23	1.123
SHAFT, Engine Oil Pump Drive	1-27, 1-28	1.161
SHAFT, Engine Oil Pump Idler	1-27, 1-28	1.157
SHAFT, Valve Rocker Arm	1-18, 1-19	1.098
SPACER, Timing Case Cover (Ref. Group 1.003)	1-2, 1-3	1.122
SPRING, Valve	1-16, 1-17, 0-11, 0-12, 0-13	1.083
STUD, Cylinder Head Cover	1-13	1.071
STUD, Valve Tappet Cover	1-21	1.112
SPROCKET, Camshaft	1-22, 1-23	1.134
SPROCKET, Crankshaft	1-7, 1-22, 1-23	1.132
SUPPORT, Engine Front	1-2, 1-3, 1-4	1.003
SUPPORT, Engine Rear	1-5, 1-6	1.011
TAPPET, Valve	1-18, 1-19, 0-11, 0-12, 0-13	1.088
TUBE, Cylinder Block Breather	1-21	1.115
TUBE, Engine Oil Pump Inlet	1-27, 1-28, 0-11, 0-12	1.167
TUBE, Engine Oil Pump Release Valve Discharge	1.180
TUBE, Oil Filter	1-30	1.198
TUBE, Oil Level Gauge	1-8	1.187
TUBE, Valve Rocker Arm Oil	1.105
VALVE, Exhaust	1-16, 1-17, 0-11, 0-12, 0-13	1.078
VALVE, Intake	1-16, 1-17, 0-11, 0-12, 0-13	1.077
WASHER, Crankshaft Thrust	1-7, 1-11, 1-22	1.024

AMERICAN MOTORS PARTS CATALOG

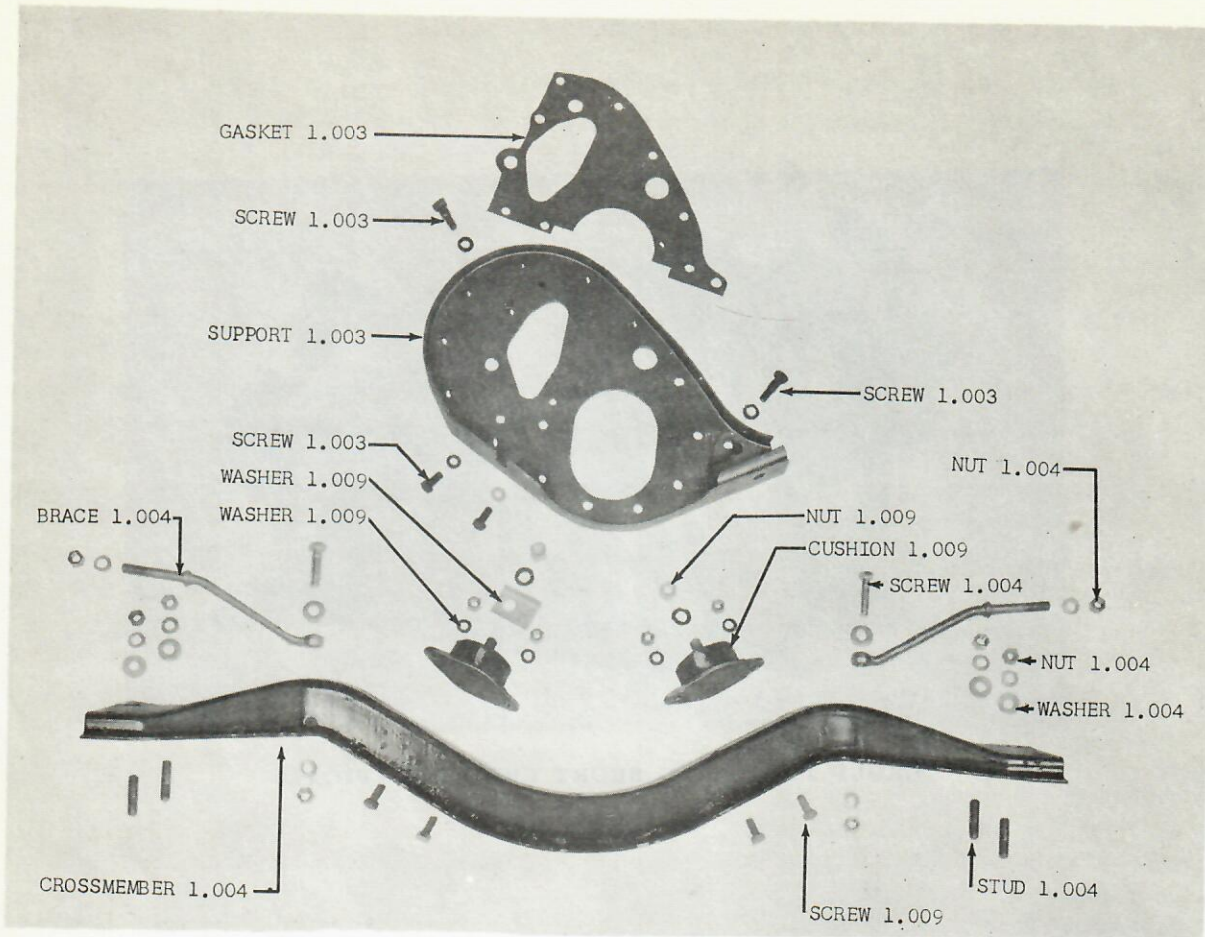


GROUP 1 - FIG. 1 - SHORT ENGINE (TYPICAL)

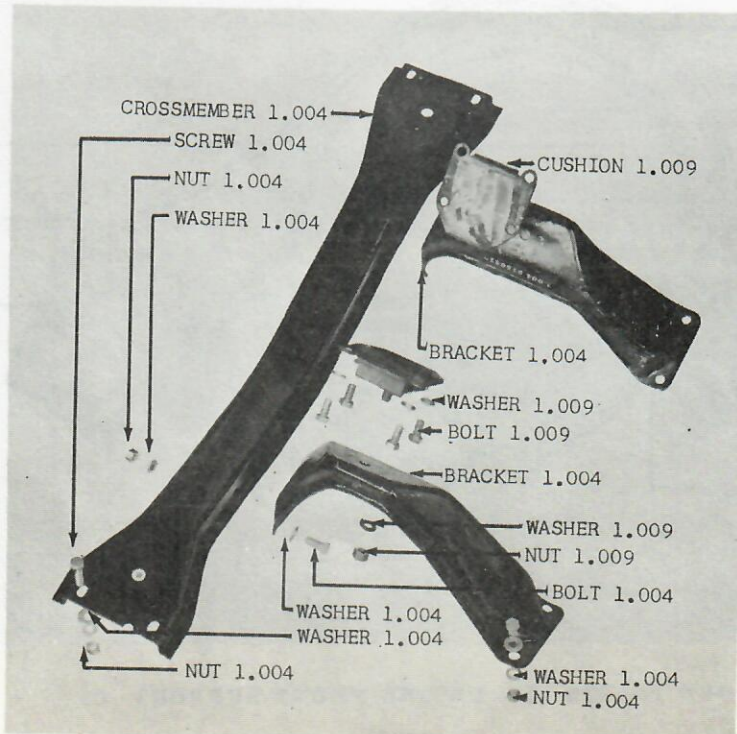


GROUP 1 - FIG. 2 - ENGINE FRONT SUPPORT 01

AMERICAN MOTORS PARTS CATALOG

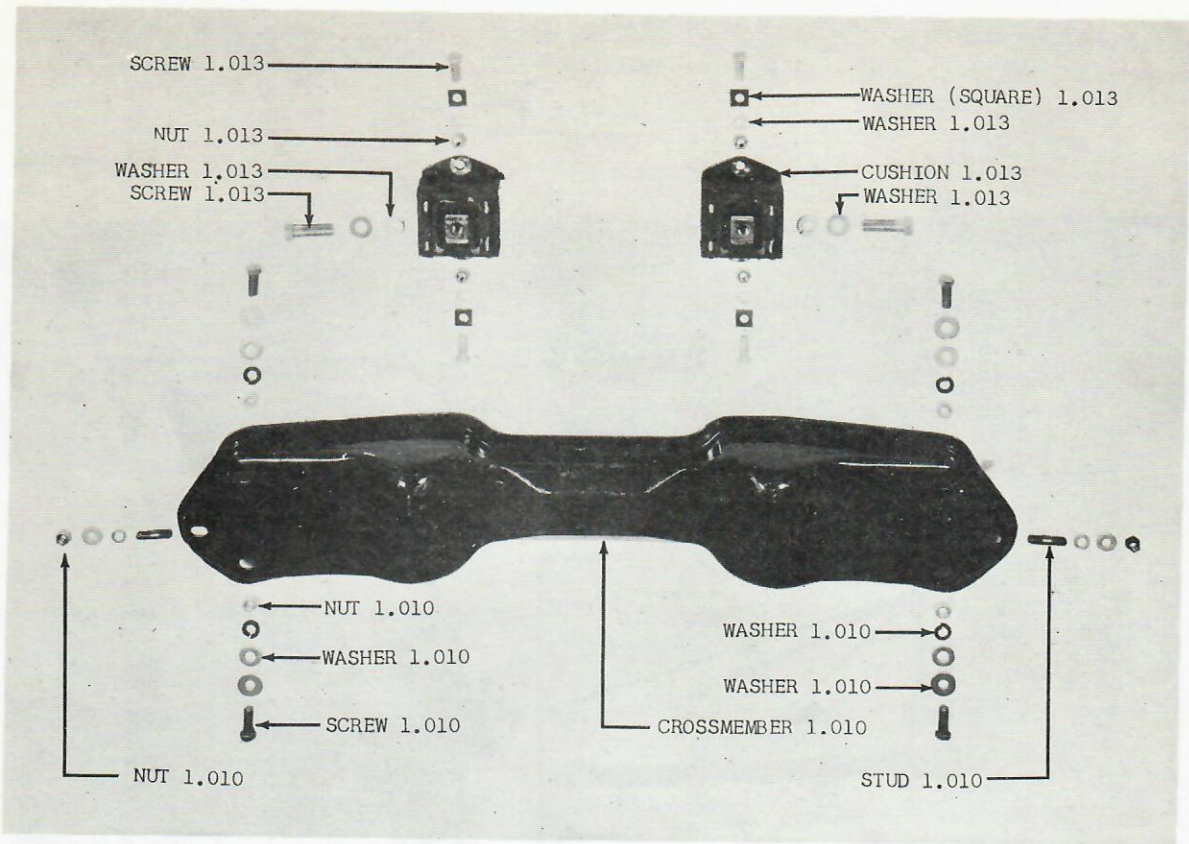


GROUP 1 - FIG. 3 - ENGINE FRONT SUPPORT 10

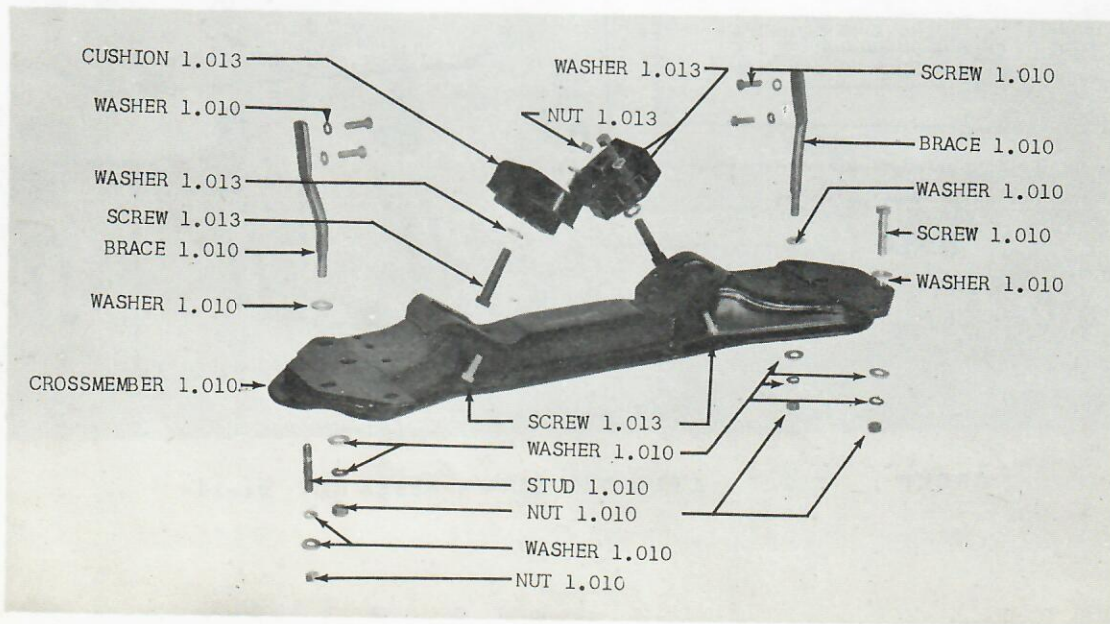


GROUP 1 - FIG. 4 - ENGINE FRONT SUPPORT 20-80

AMERICAN MOTORS PARTS CATALOG

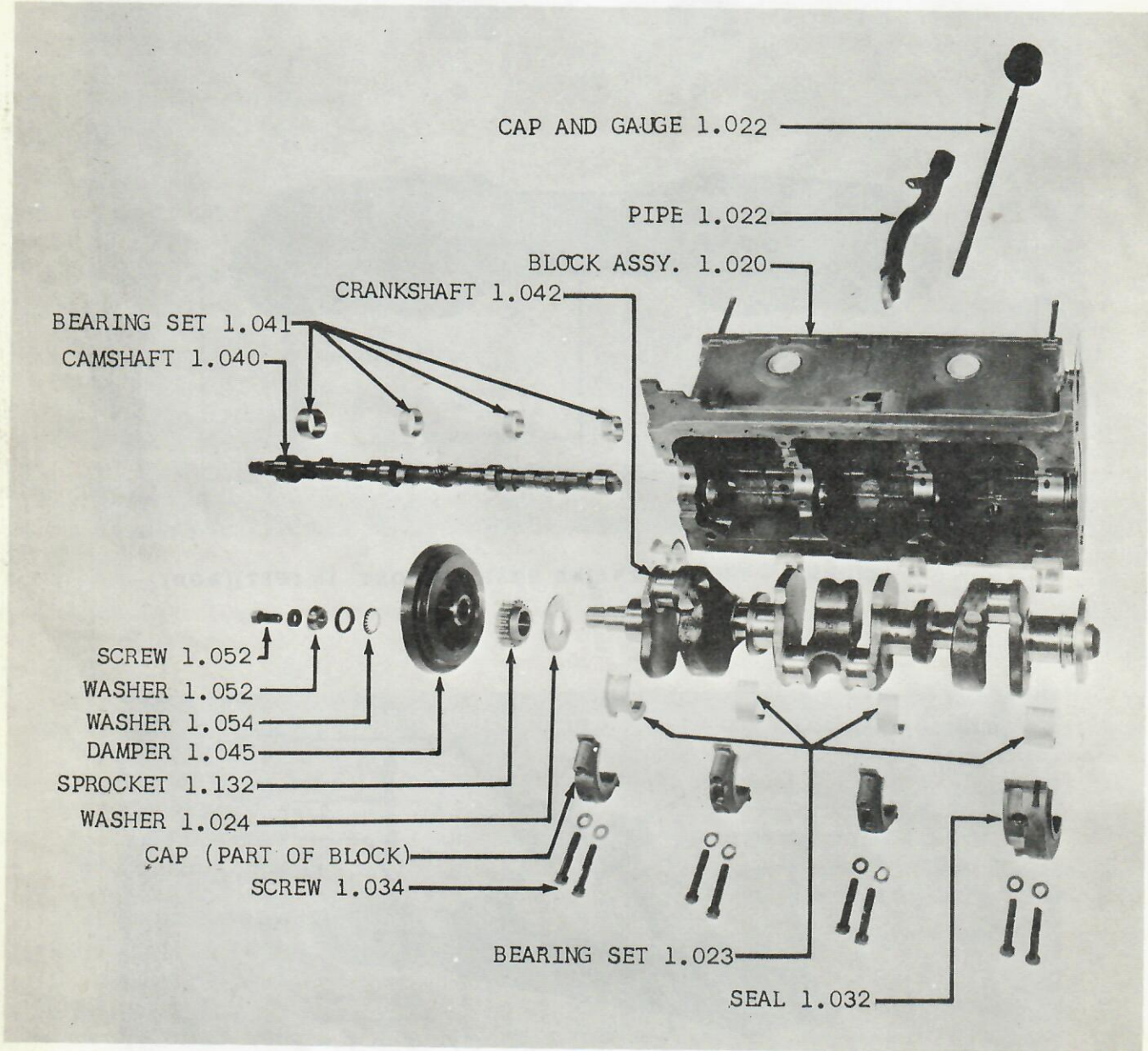


GROUP 1 - FIG. 5 - ENGINE REAR SUPPORT 10 (WST)(WOD)



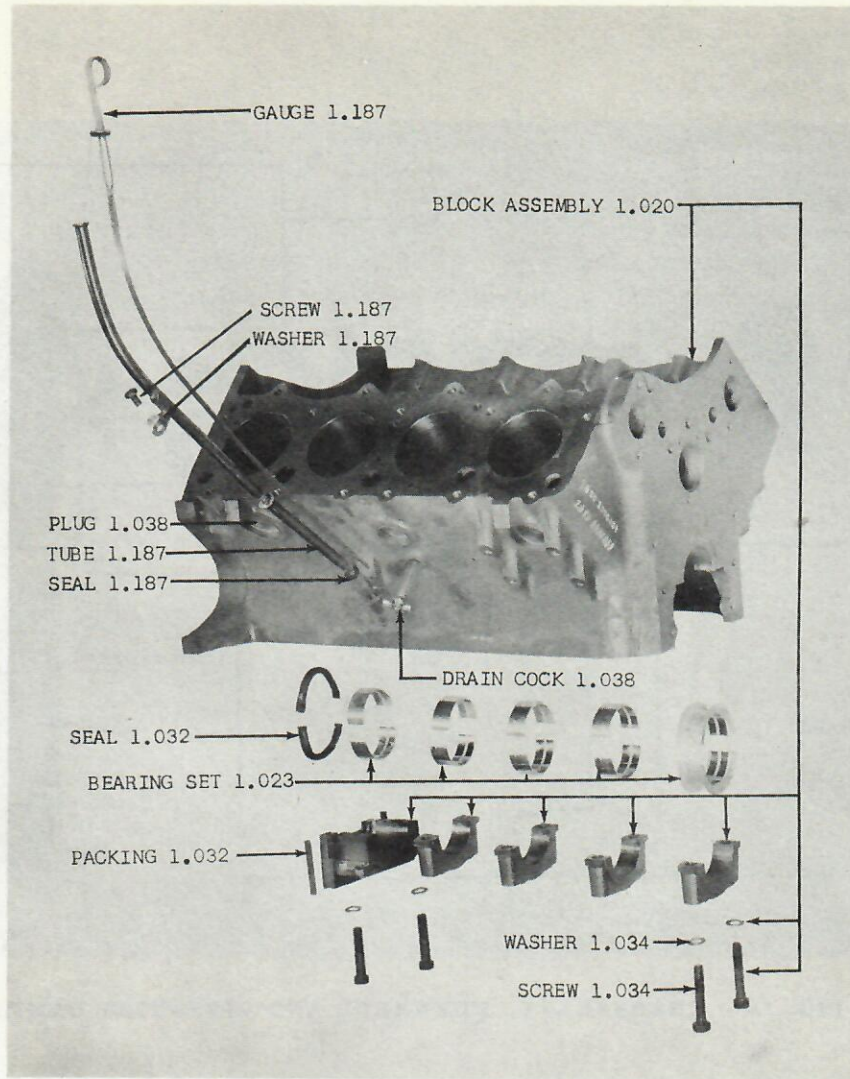
GROUP 1 - FIG. 6 - ENGINE REAR SUPPORT 20-80

AMERICAN MOTORS PARTS CATALOG




GROUP 1 - FIG. 7 - CYLINDER BLOCK ASSEMBLY 01-10

AMERICAN MOTORS PARTS CATALOG

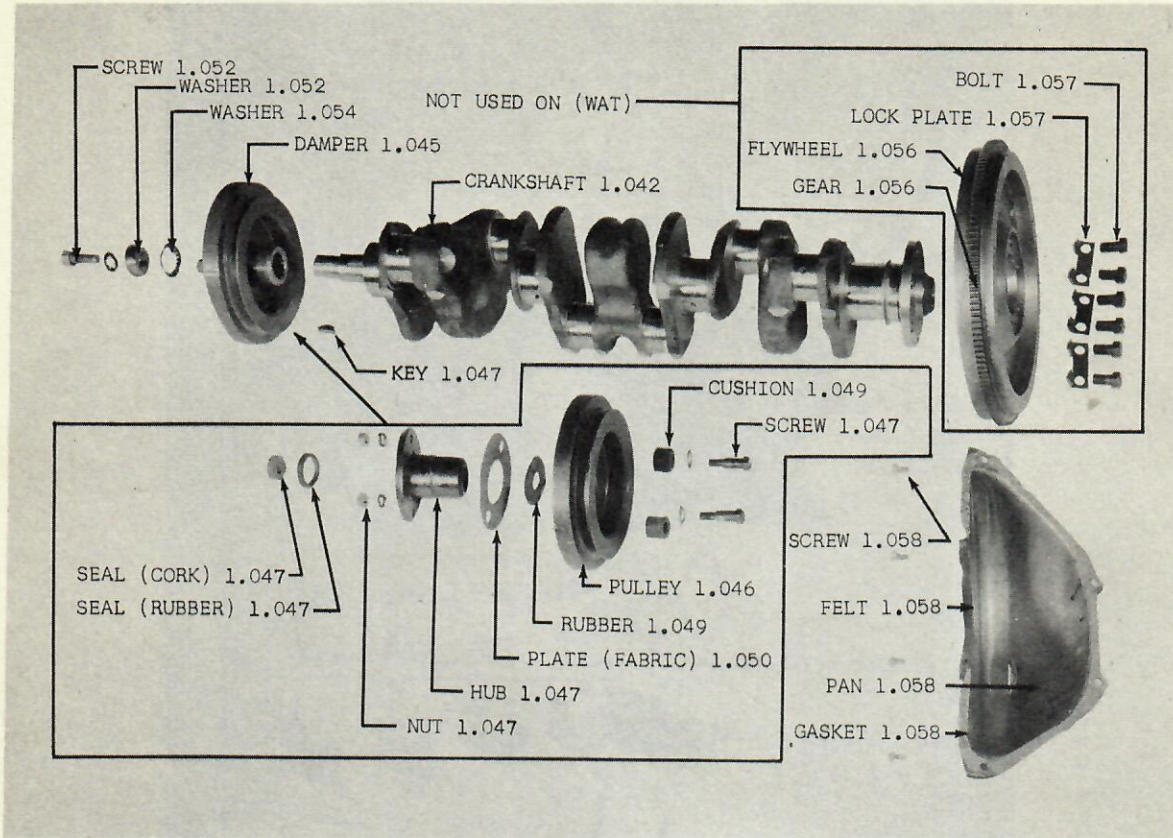


GROUP 1 - FIG. 8 - CYLINDER BLOCK ASSEMBLY 20-80

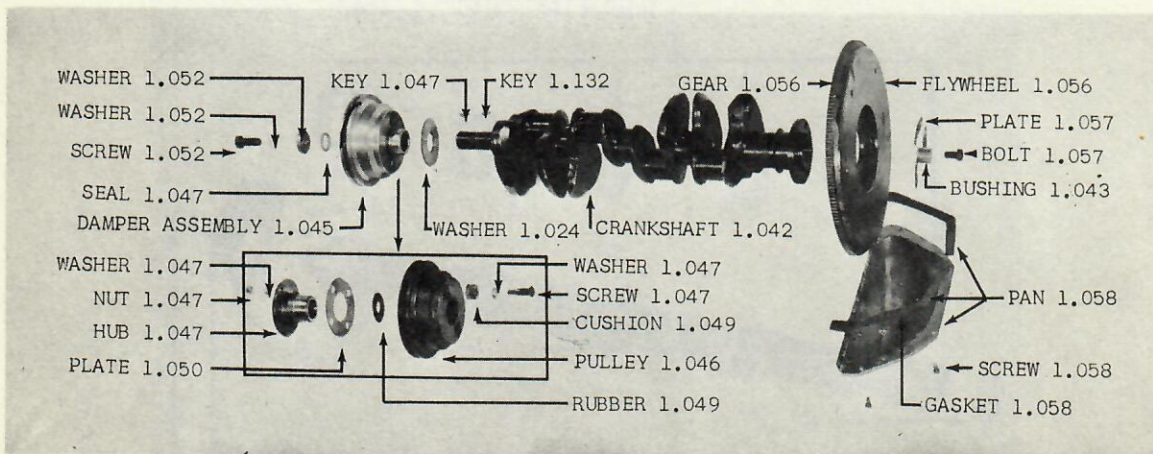


GROUP 1 - FIG. 9 - CAMSHAFT 01-10-20-80

AMERICAN MOTORS PARTS CATALOG

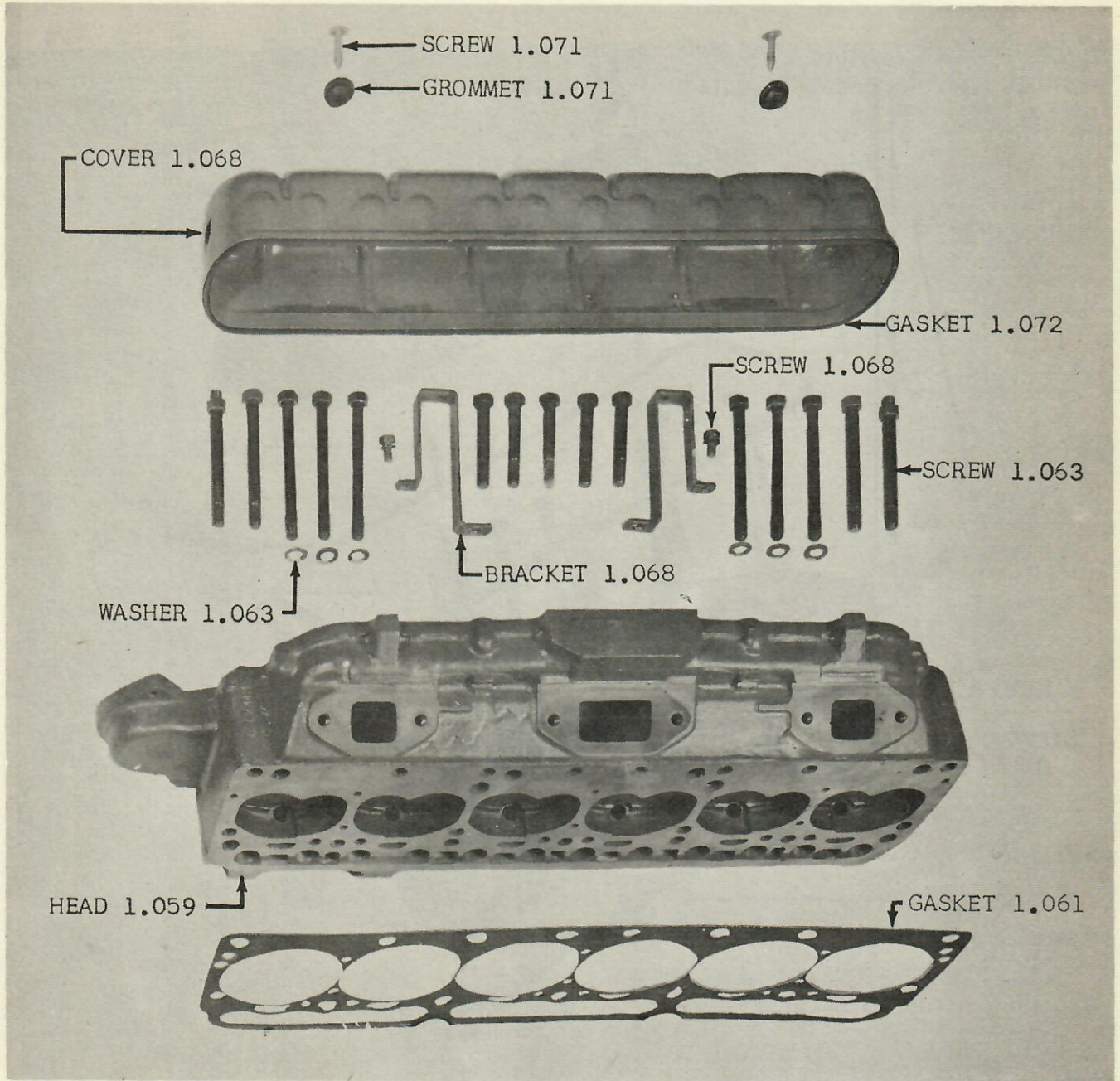


GROUP 1 - FIG. 10 - CRANKSHAFT, FLYWHEEL AND VIBRATION DAMPER 01-10



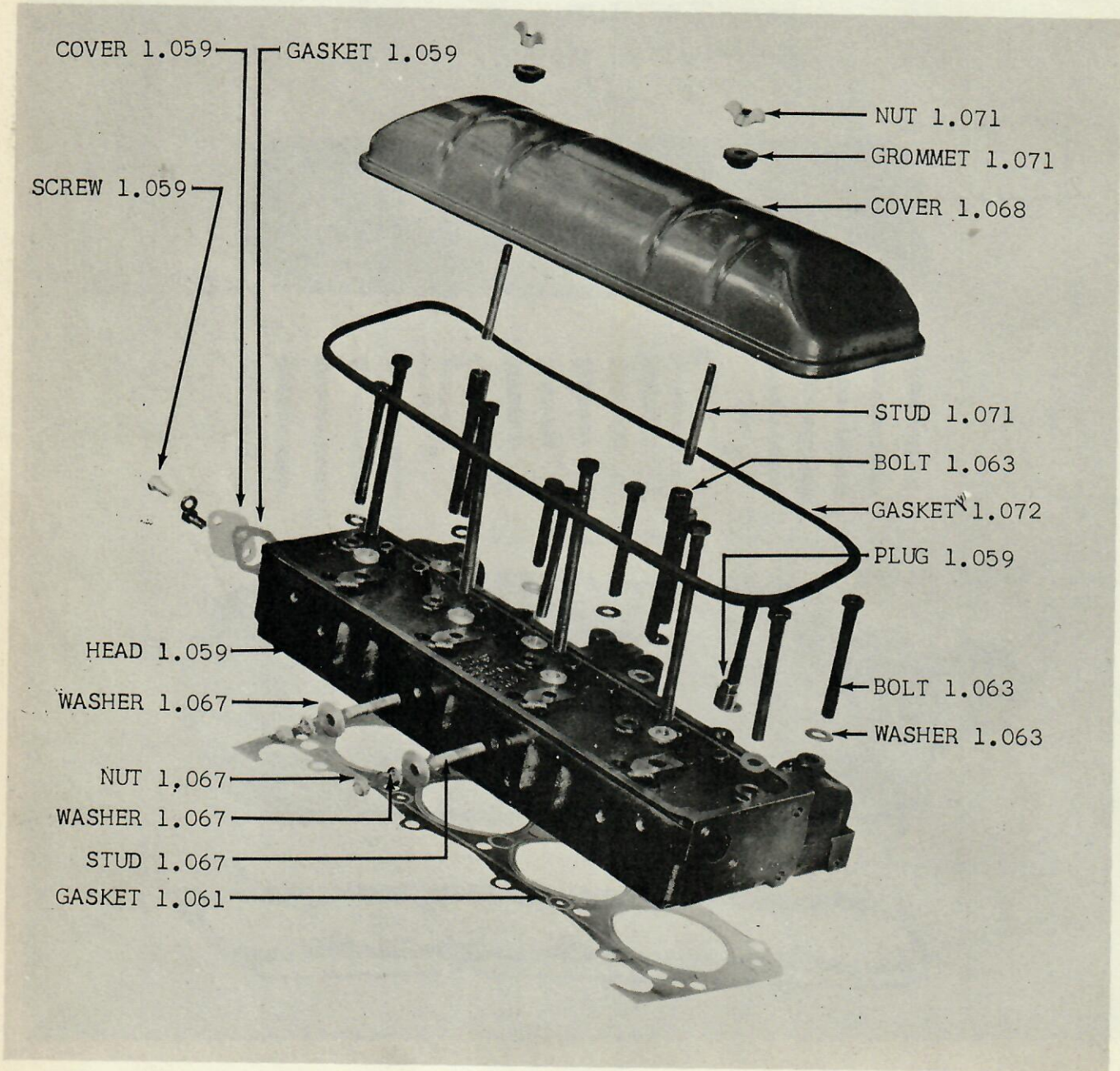
GROUP 1 - FIG. 11 - CRANKSHAFT, FLYWHEEL AND VIBRATION DAMPER 20-80

AMERICAN MOTORS PARTS CATALOG




GROUP 1 - FIG. 12 - CYLINDER HEAD AND COVER 10

AMERICAN MOTORS PARTS CATALOG



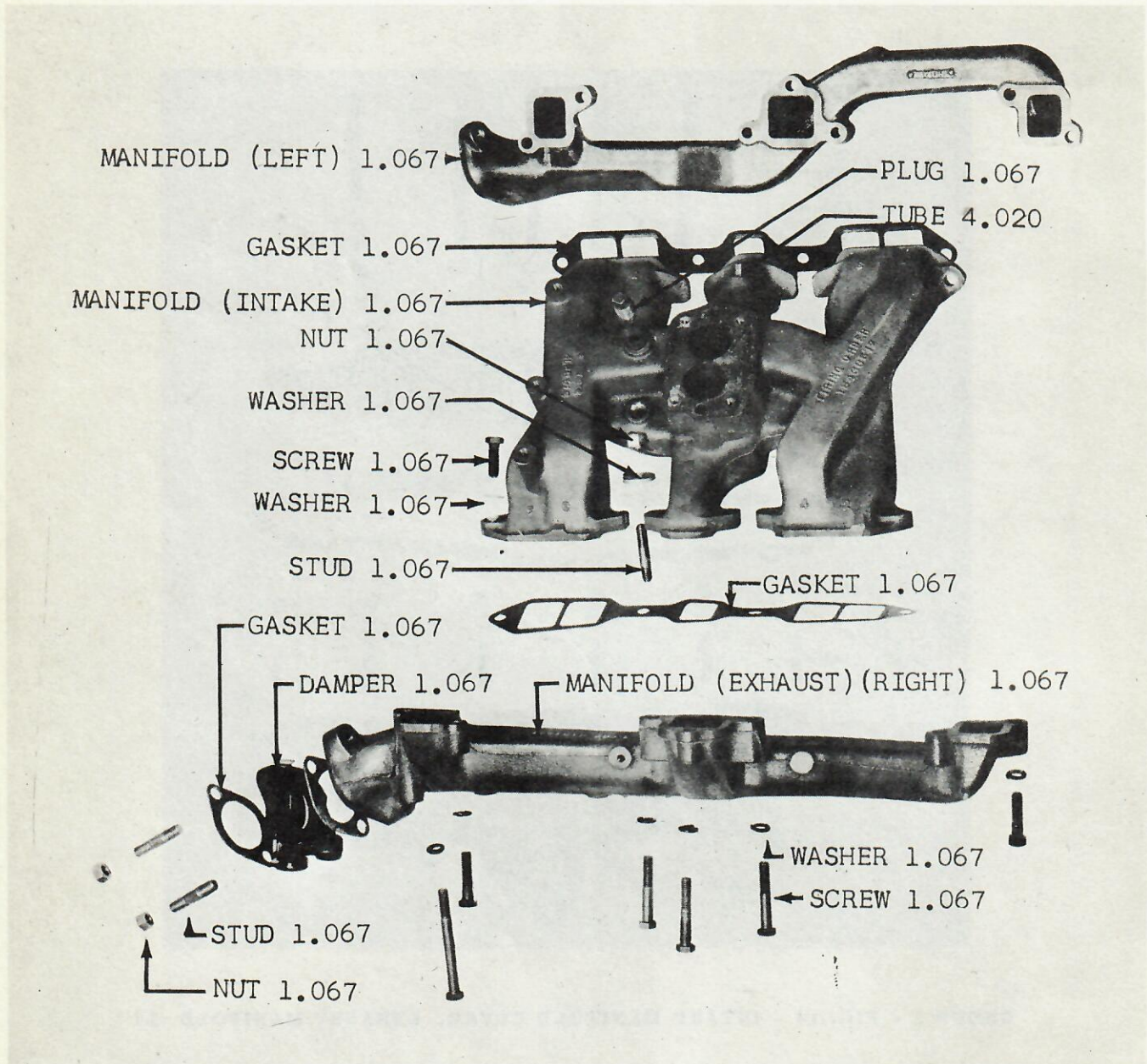
GROUP 1 - FIG. 13 - CYLINDER HEAD AND COVER 20-80

AMERICAN MOTORS PARTS CATALOG



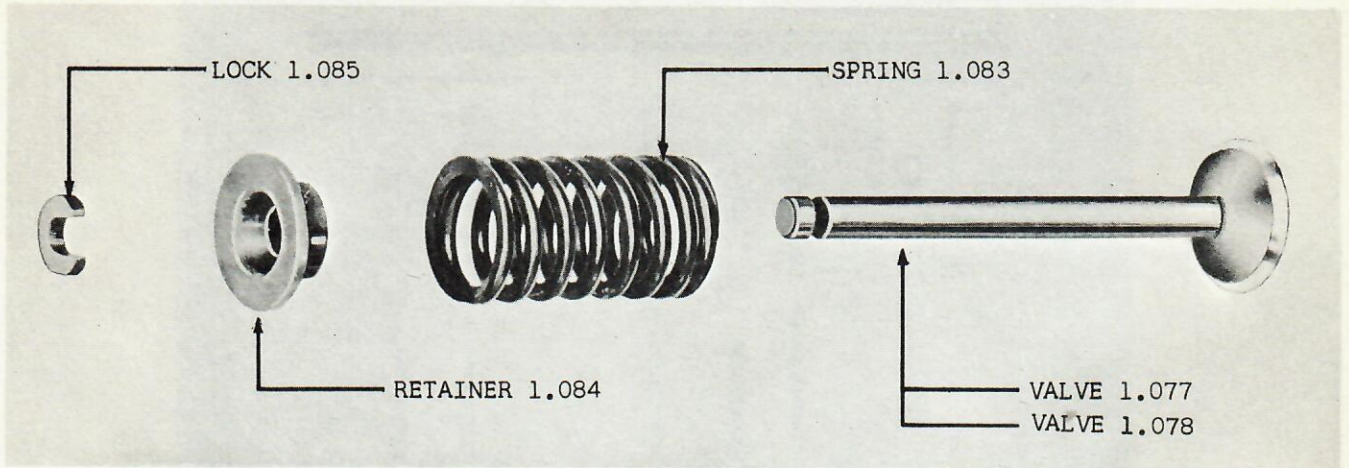
GROUP 1 - FIG. 14 - INTAKE MANIFOLD COVER, EXHAUST MANIFOLD 10

AMERICAN MOTORS PARTS CATALOG

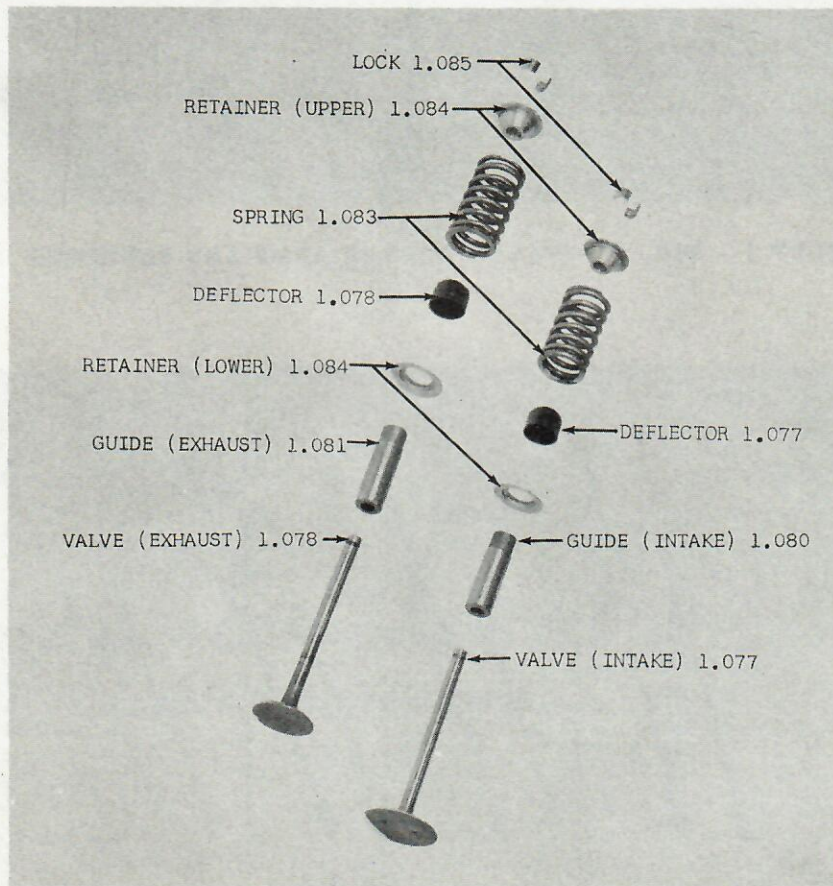


GROUP 1 - FIG. 15 - INTAKE AND EXHAUST MANIFOLD 20-80

AMERICAN MOTORS PARTS CATALOG

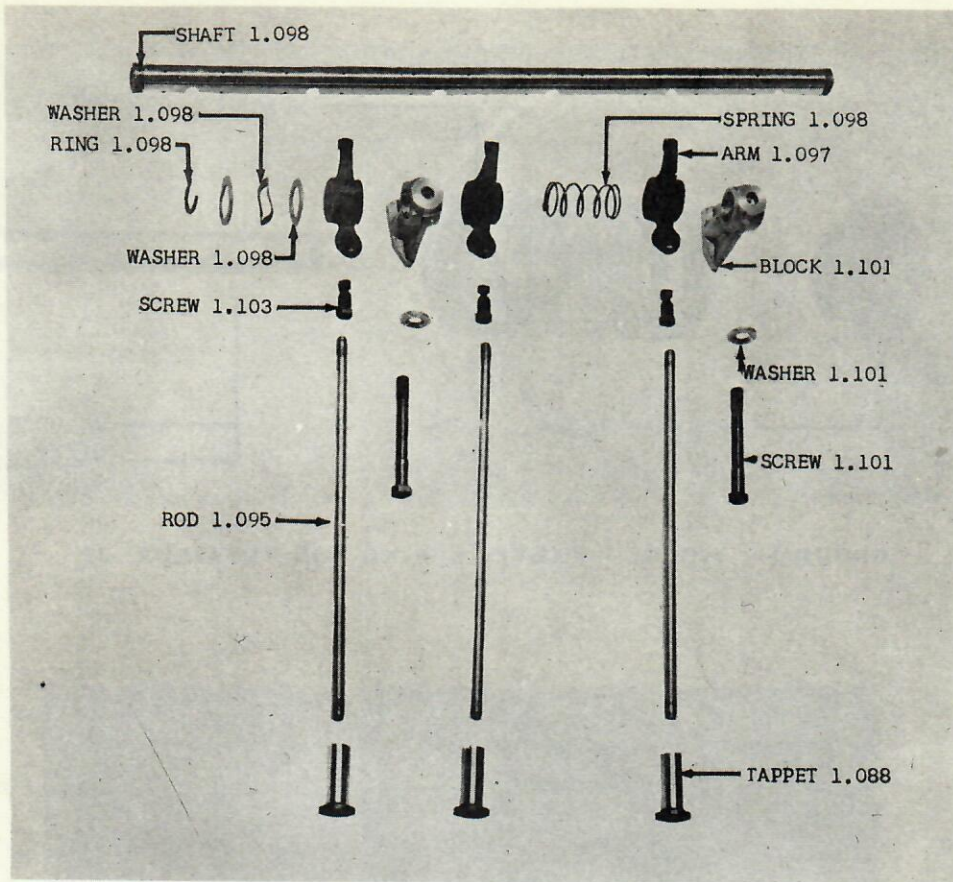


GROUP 1 - FIG. 16 - VALVE, SPRING AND RETAINER 01

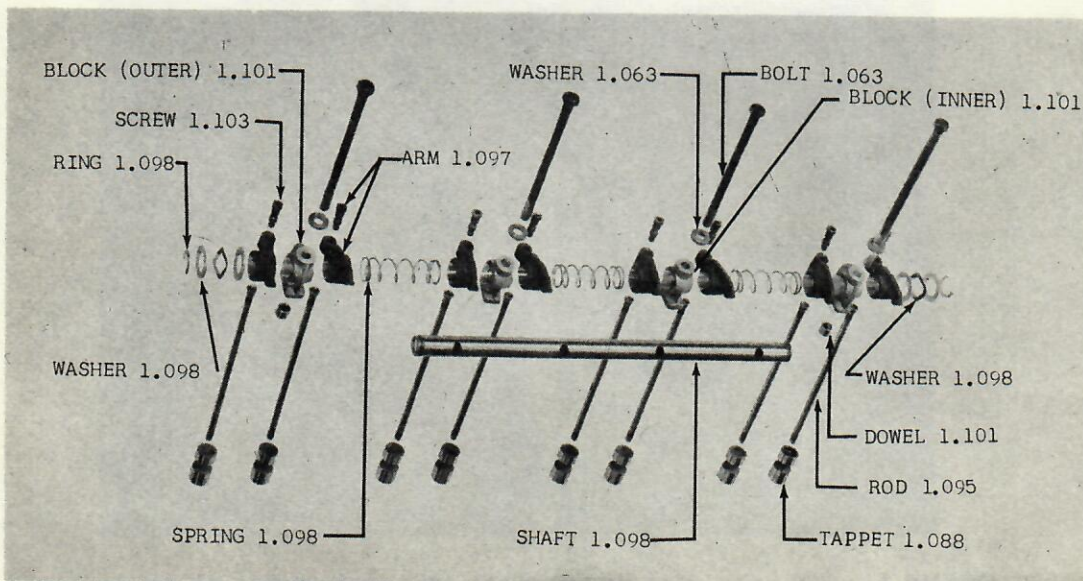


GROUP 1 - FIG. 17 - VALVE, SPRING AND RETAINER 10-20-80

AMERICAN MOTORS PARTS CATALOG

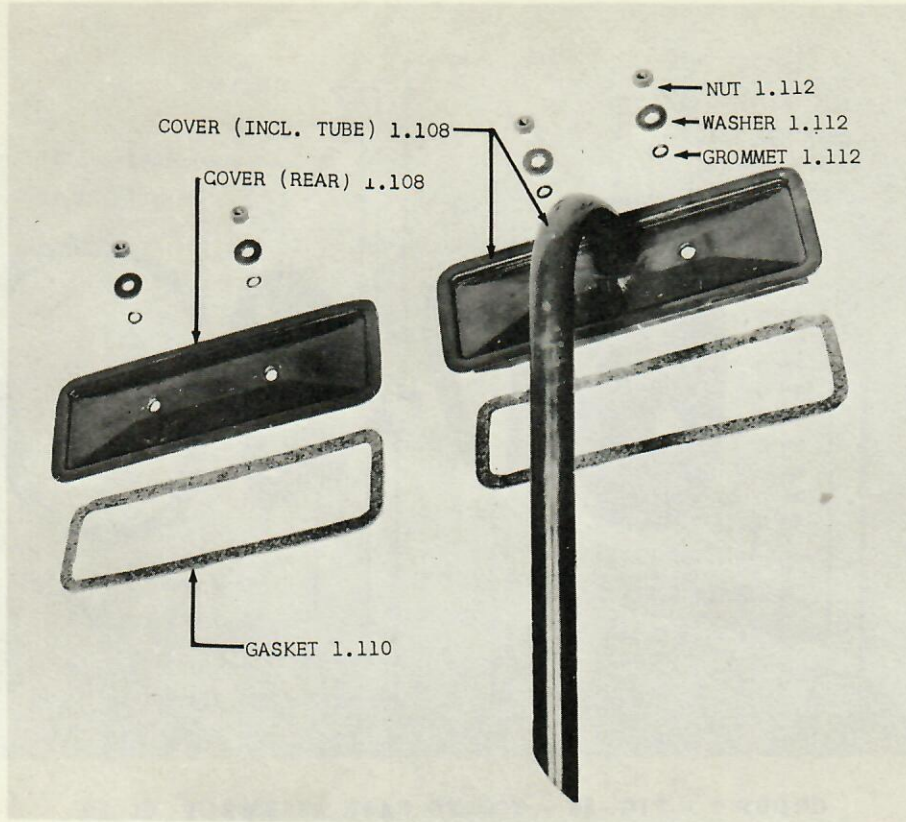


GROUP 1 - FIG. 18 - VALVE ROCKER ARMS AND SUPPORTS 10

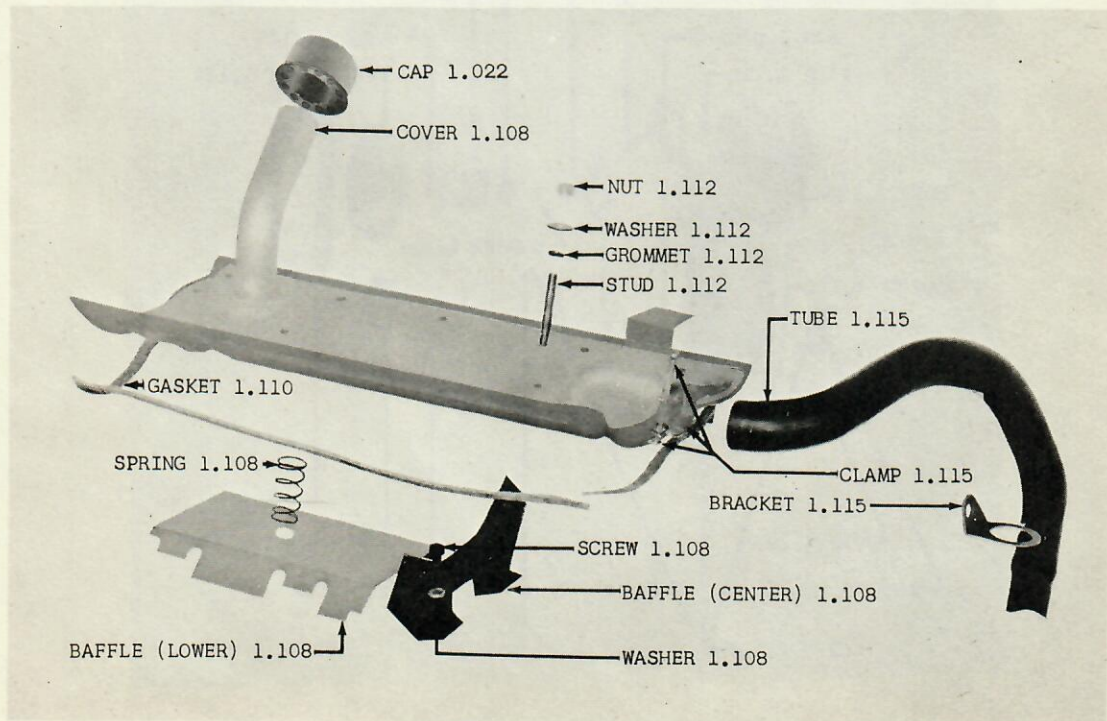


GROUP 1 - FIG. 19 - VALVE ROCKER ARMS AND SUPPORTS 20-80

AMERICAN MOTORS PARTS CATALOG

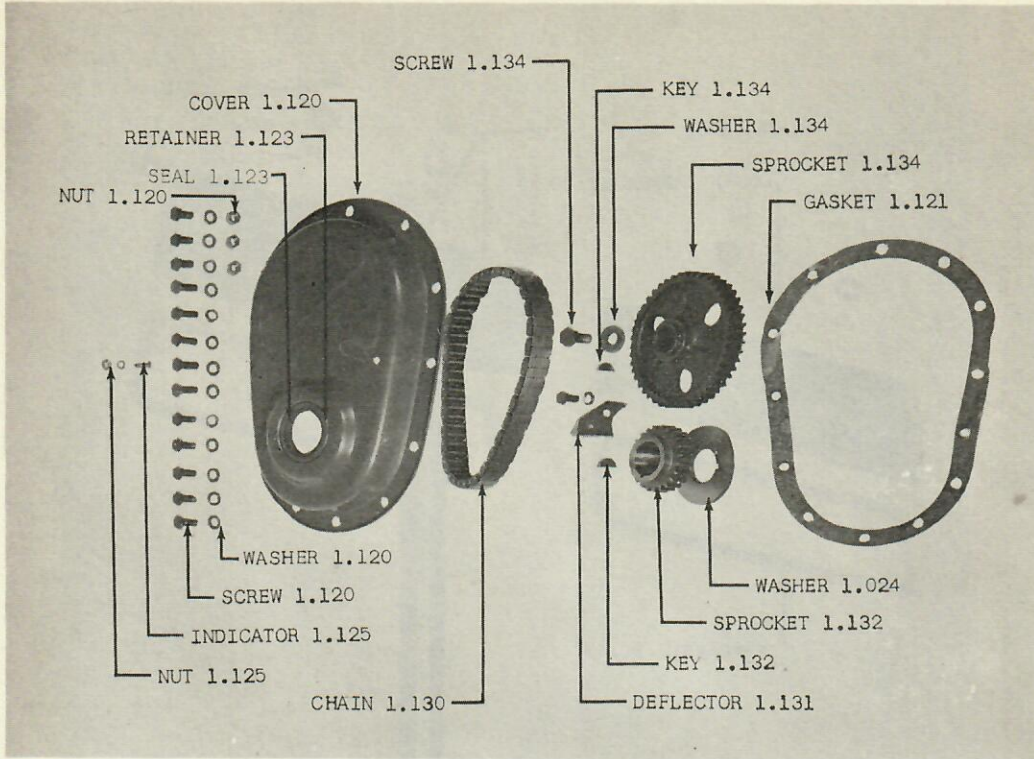


GROUP 1 - FIG. 20 - VALVE TAPPET COVER 01-10

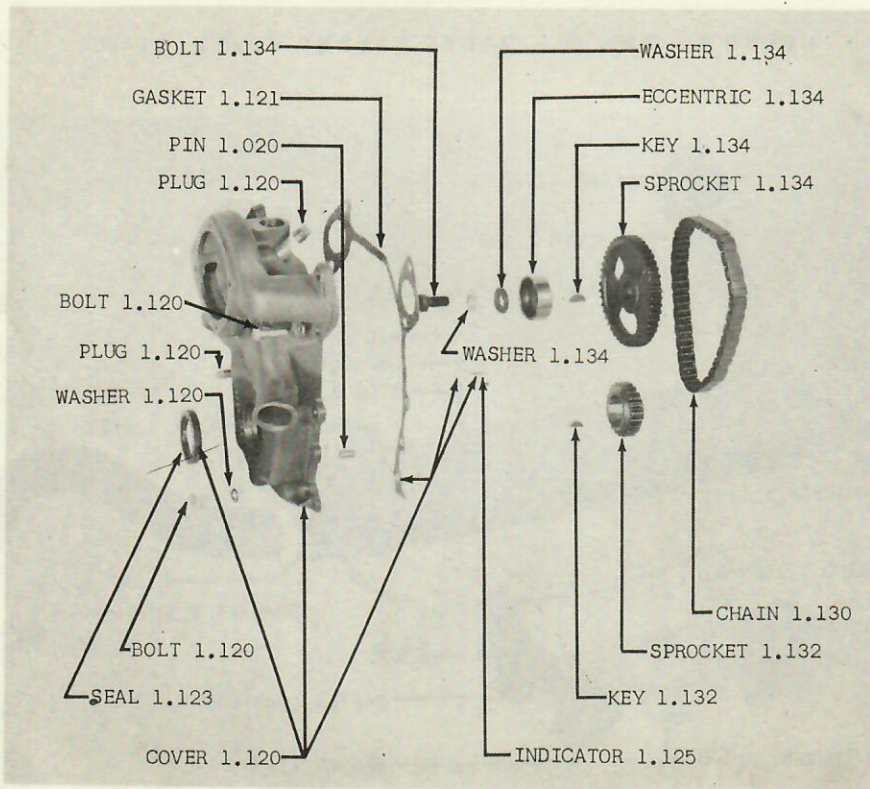


GROUP 1 - FIG. 21 - VALVE TAPPET COVER 20-80

AMERICAN MOTORS PARTS CATALOG

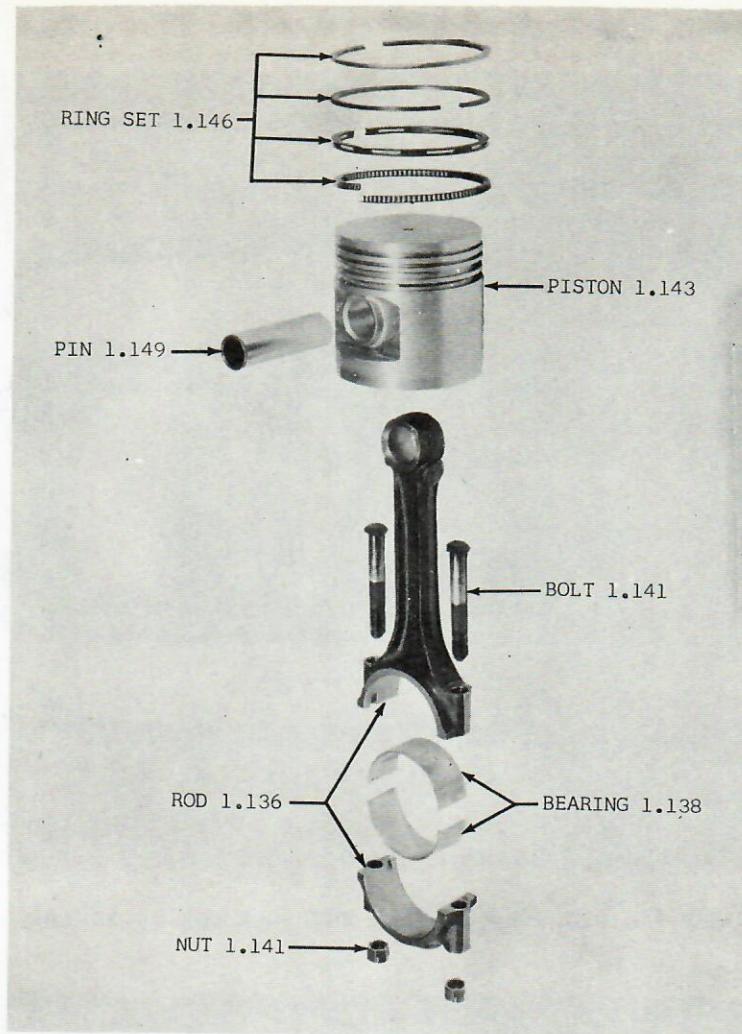


GROUP 1 - FIG. 22 - TIMING CASE ASSEMBLY 01-10

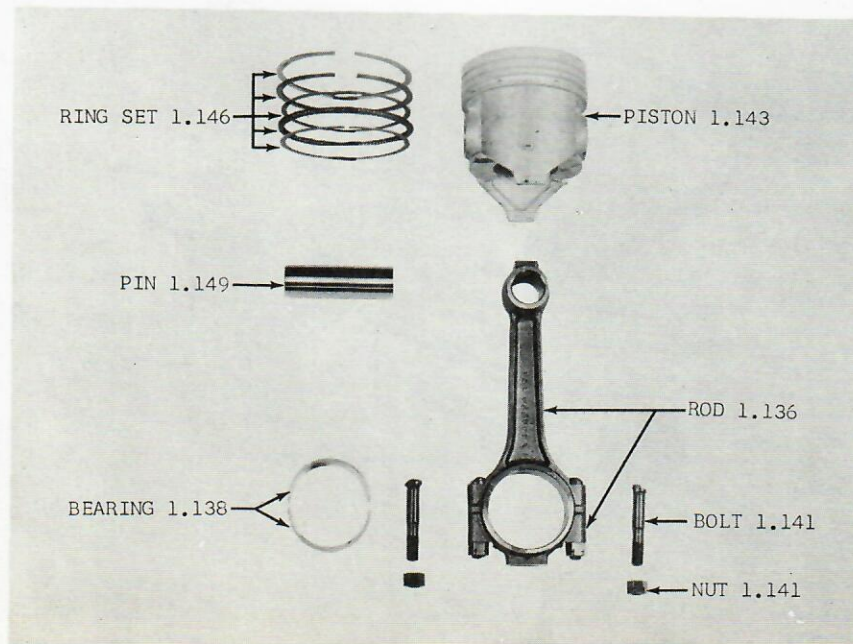


GROUP 1 - FIG. 23 - TIMING CASE ASSEMBLY 20-80

AMERICAN MOTORS PARTS CATALOG

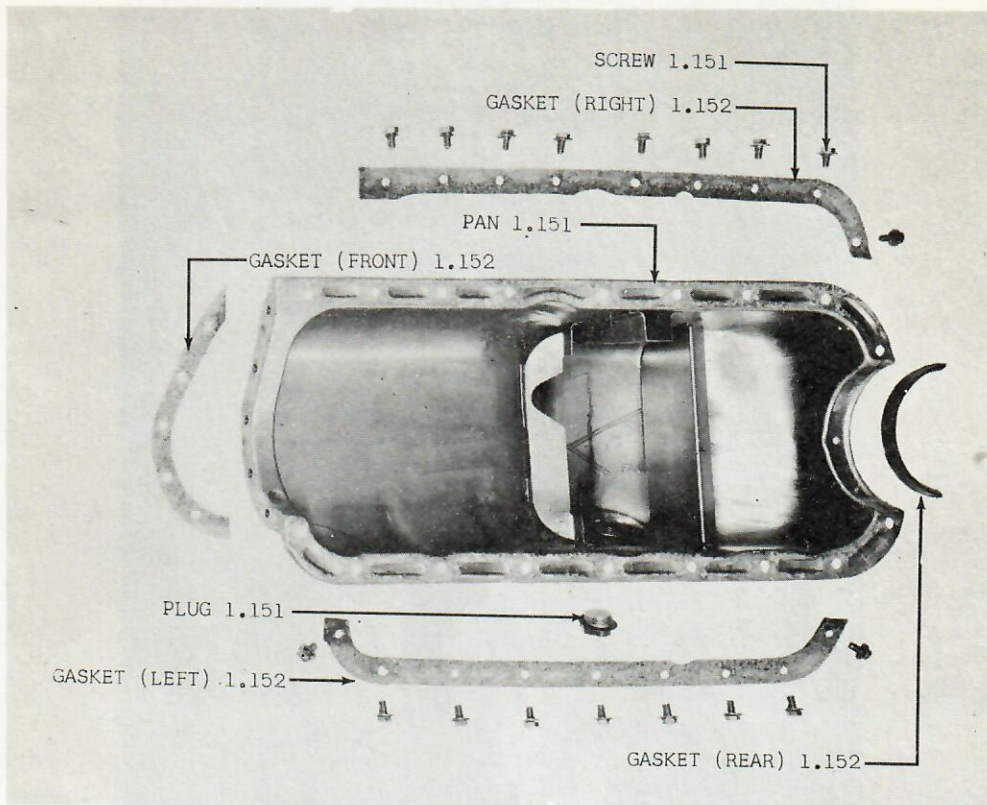


GROUP 1 - FIG. 24 - CONNECTING ROD, PISTON AND PIN 01-10

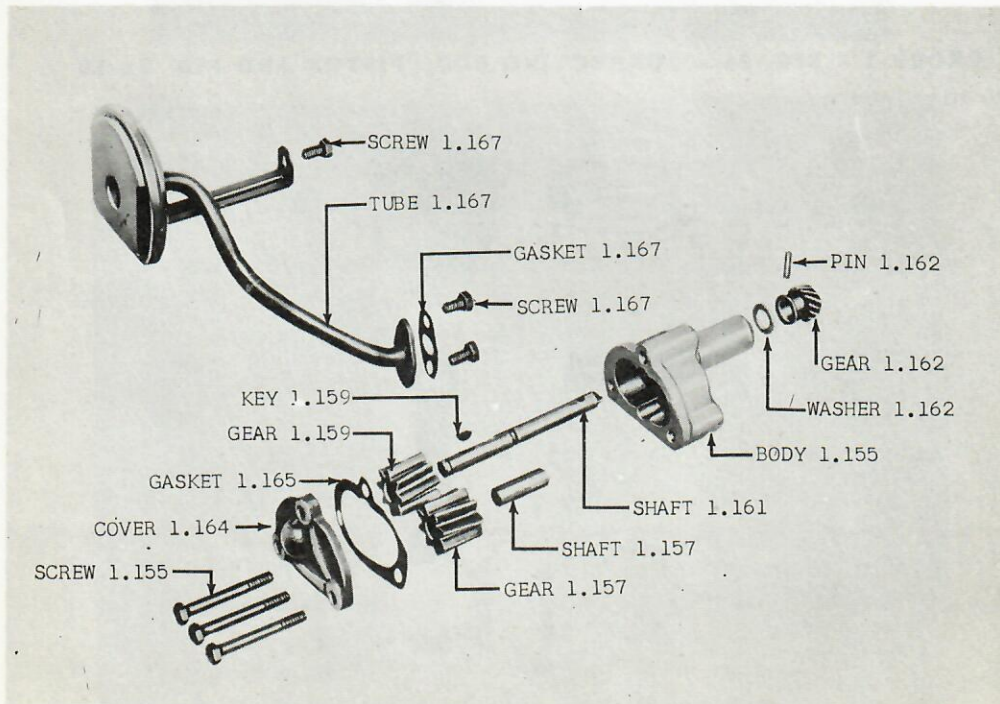


GROUP 1 - FIG. 25 - CONNECTING ROD, PISTON AND PIN 20-80

AMERICAN MOTORS PARTS CATALOG

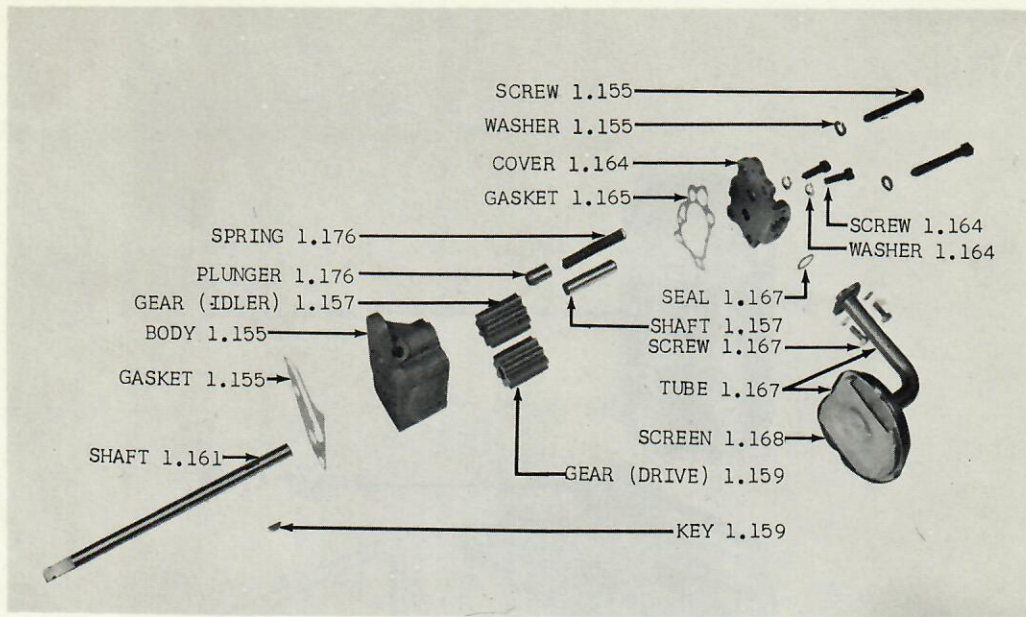


GROUP 1 - FIG. 26 - ENGINE OIL PAN 01-10-20-80

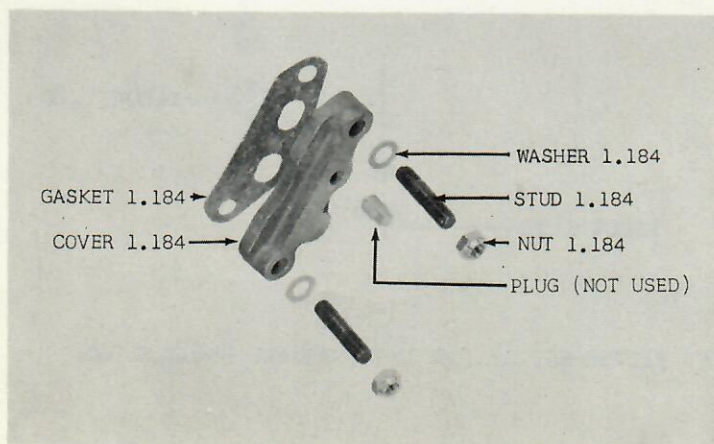


GROUP 1 - FIG. 27 - ENGINE OIL PUMP 01-10

AMERICAN MOTORS PARTS CATALOG

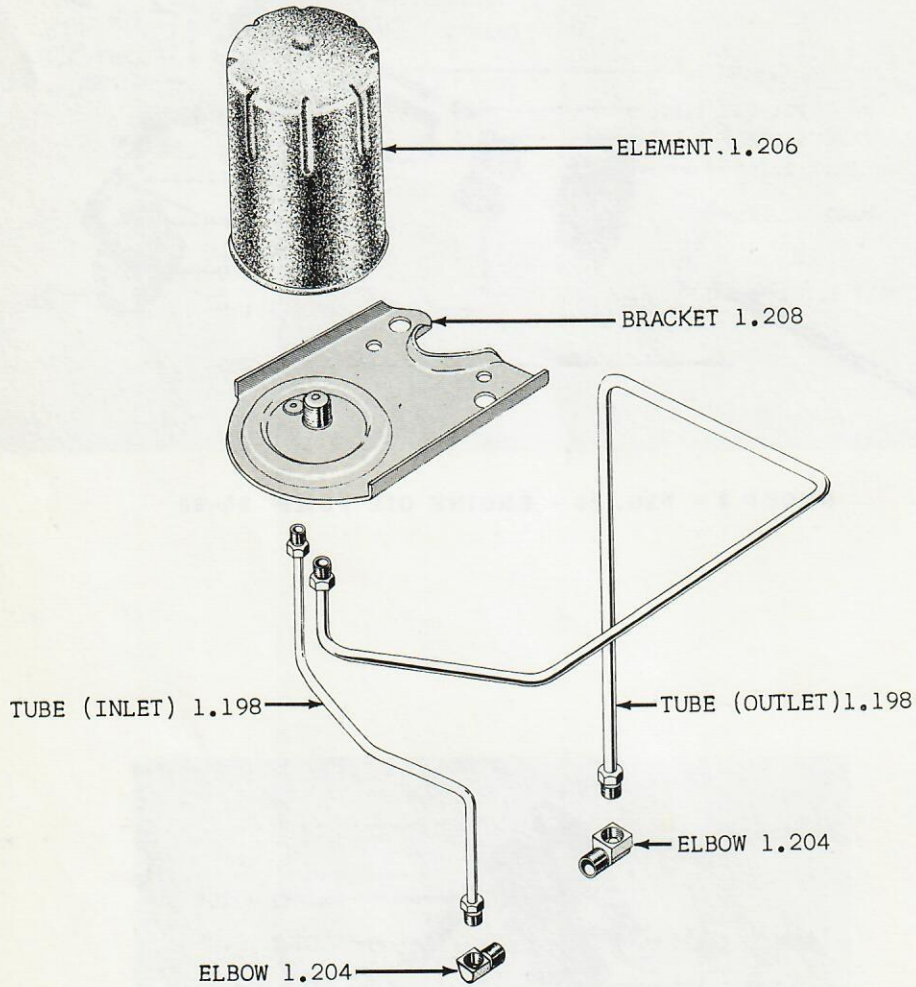


GROUP 1 - FIG. 28 - ENGINE OIL PUMP 20-80



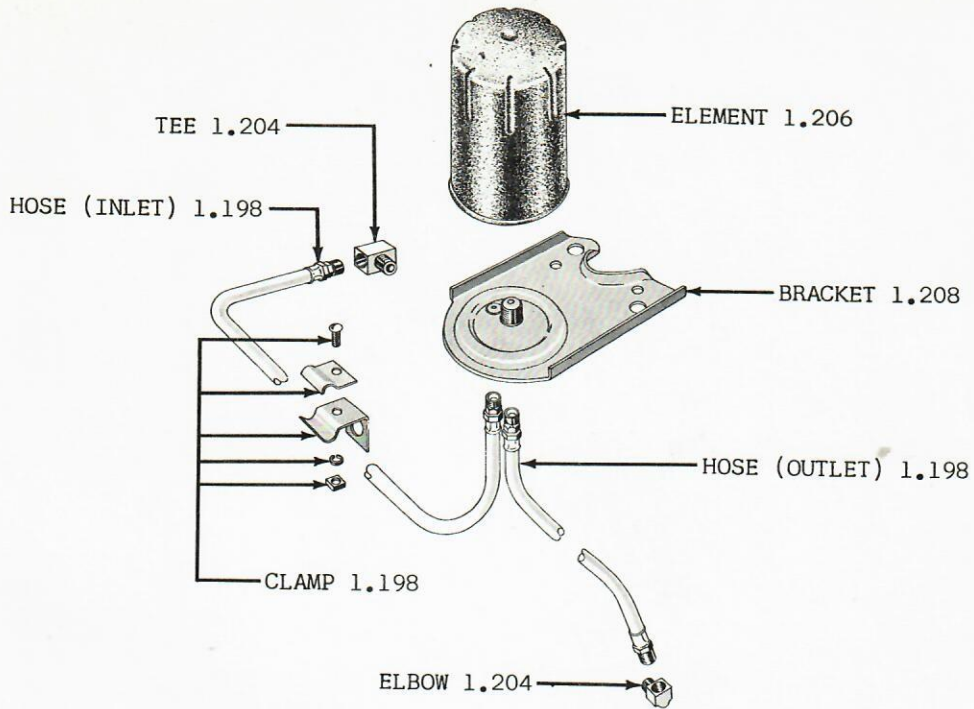
GROUP 1 - FIG. 29 - OIL BY PASS COVER 20

AMERICAN MOTORS PARTS CATALOG



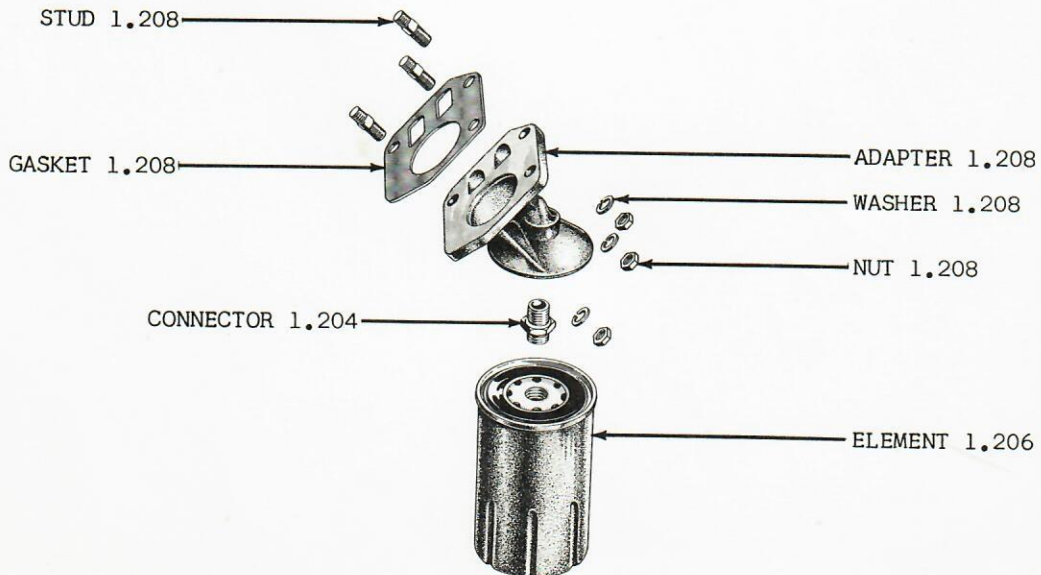
NOTE: FILTER KIT 15.280 INCLUDES ALL PARTS SHOWN

AMERICAN MOTORS PARTS CATALOG



NOTE: FILTER KIT 15.280 INCLUDES ALL PARTS SHOWN

GROUP 1 - FIG. 31 - ENGINE OIL FILTER 10



NOTE: FILTER KIT 15.280 INCLUDES ALL PARTS SHOWN

GROUP 1 - FIG. 32 - ENGINE OIL FILTER 20-80